

Make the world clean, healthy and beautiful with light

'4Q 2024 Earnings Result

Seoul Semiconductor Co., Ltd.

IR Team

February 14, 2025

서울반도체의 국문 IR자료 및 재무제표는 인터넷을 통해 다운로드 받을 수 있습니다.

1) IR프레젠테이션 : 서울반도체 홈페이지 <http://www.seoulsemicon.com/kr/ir/data/>

2) 재무제표: 금융감독원 전자공시사이트 <http://dart.fss.or.kr>

회사명(서울반도체) 또는 회사코드 (046890)를 넣은 후 검색버튼 클릭

재무제표는 분/반기 및 사업보고서를 통해 확인하실 수 있습니다.

Contents

01 '4Q 2024 Earnings Results

02 '1Q 2025 Outlook

03 Driving Growth

04 Appendix

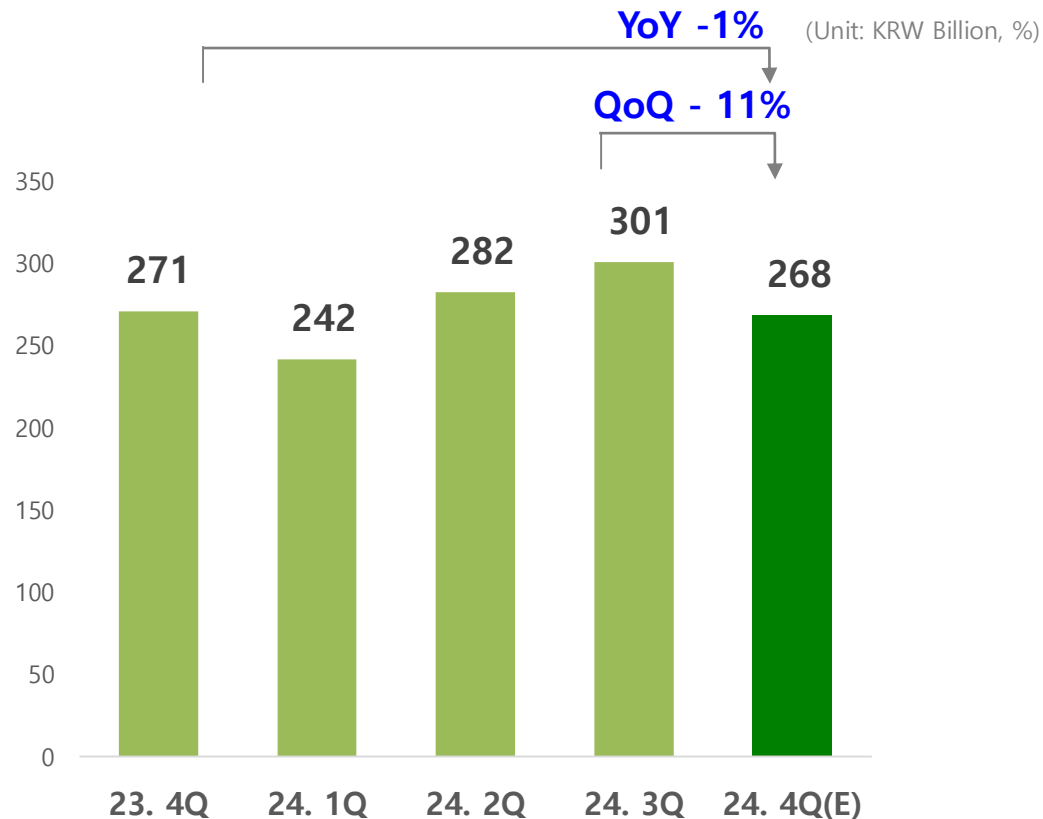
01

'4Q 2024 Earnings Results

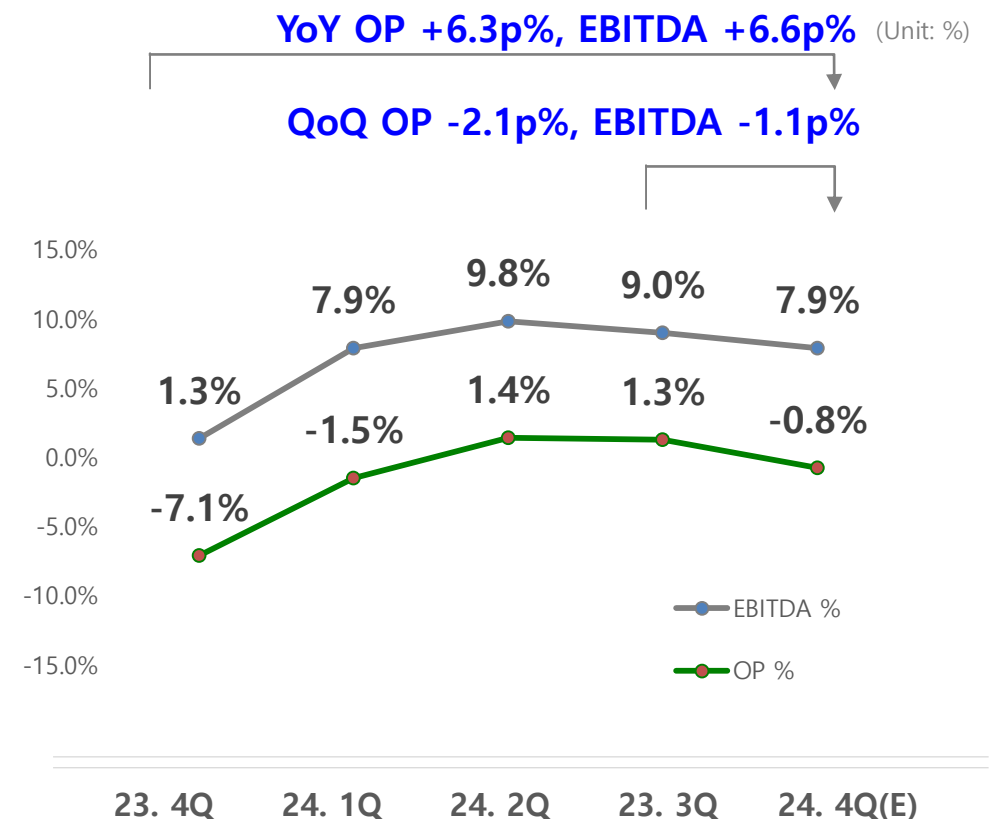
1. Revenue & Profits

YoY -1%, FY 2024 Revenue of KRW 1.09 trillion in 2024, YoY OP +6%

Revenue



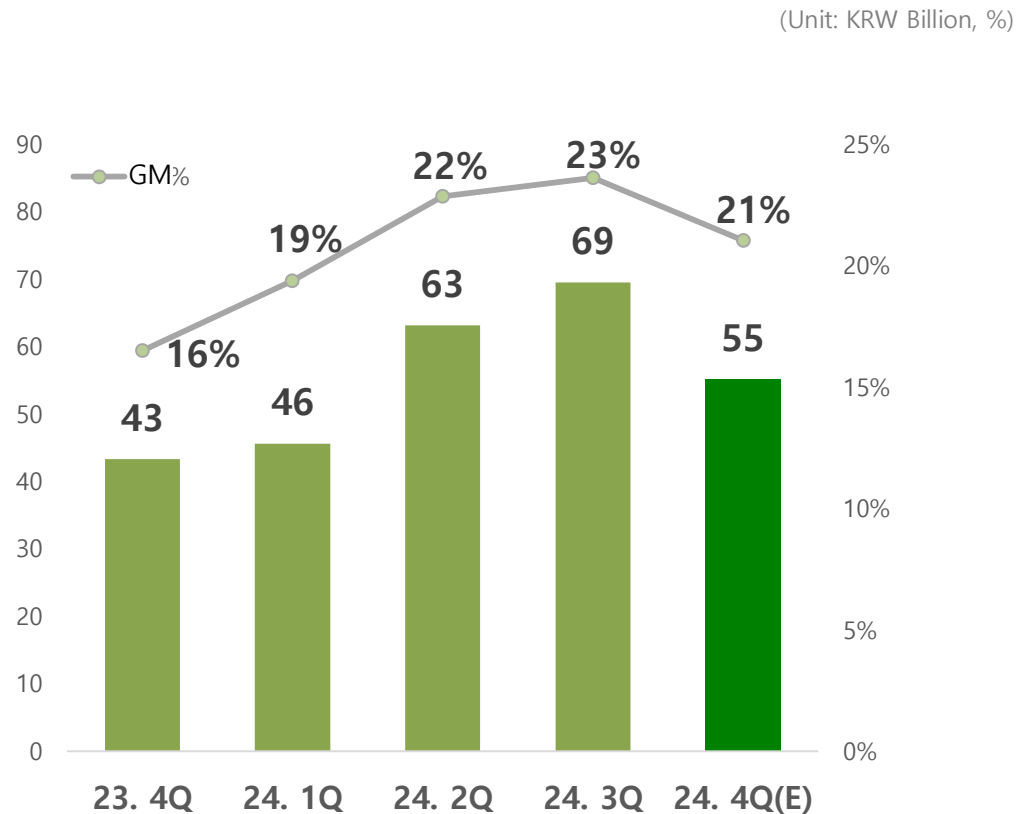
OP% & EBITDA%



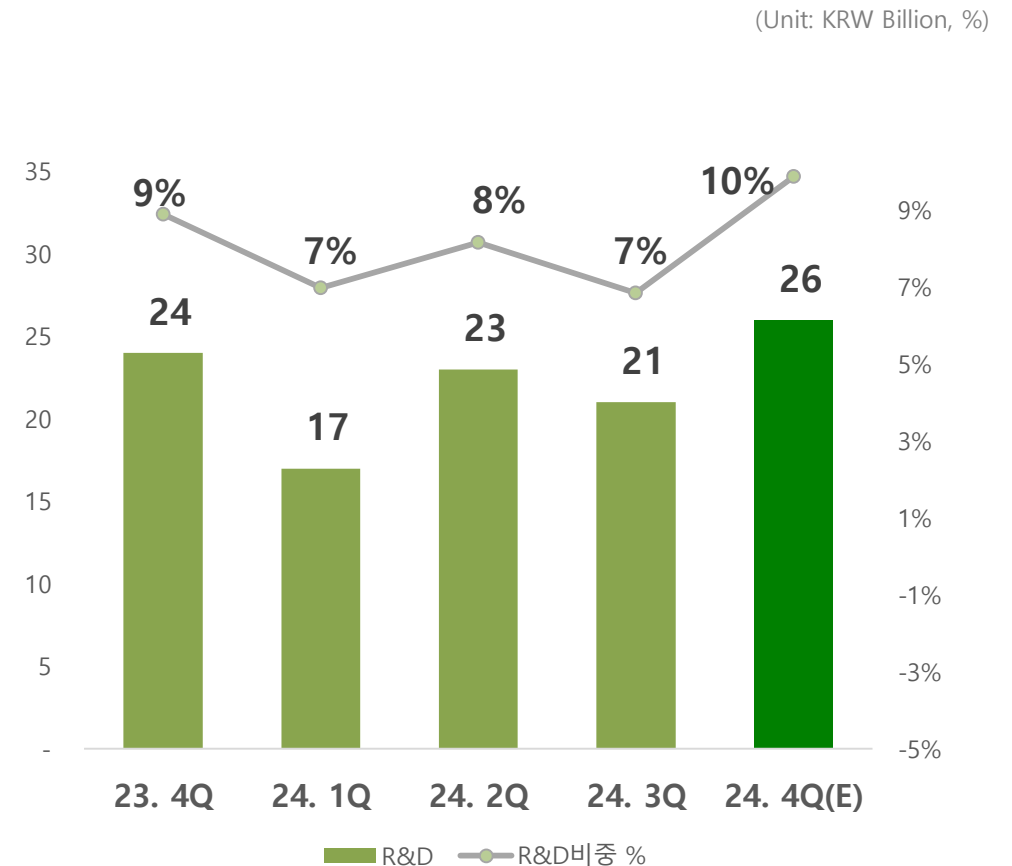
2. Gross Margin and R&D

Maintaining more than 20% of GM, improving profitability and continuing focus on R&D investment

GM



R&D

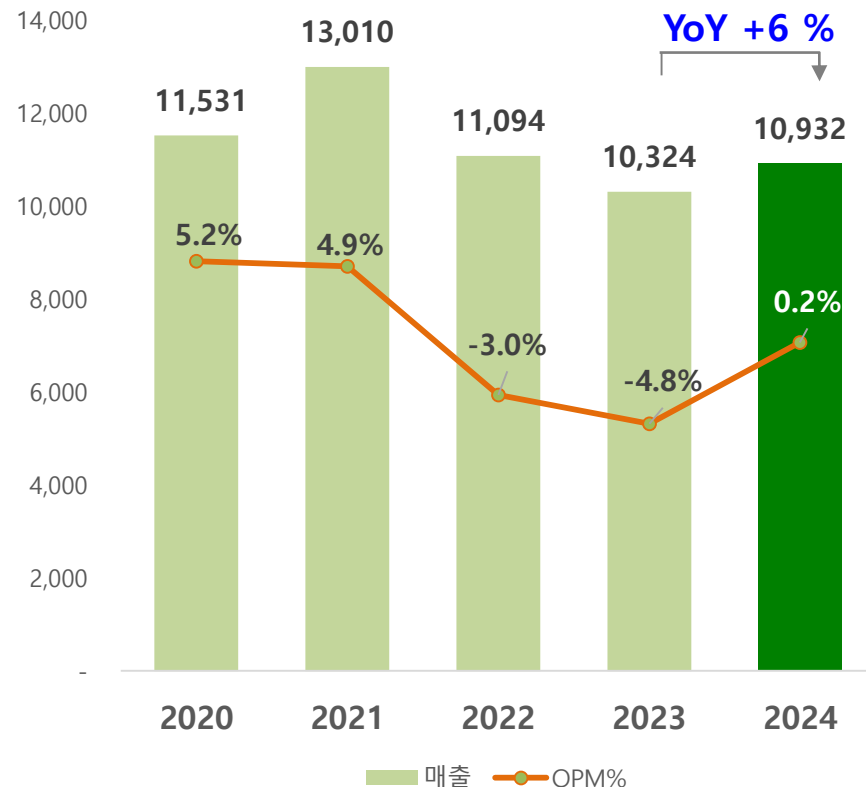


3. 2024 Financial Performance Summary

FY 2024 Revenue of KRW 1.09 trillion, YoY Revenue and Profitability Growth

Annual performance

(Unit: KRW 100 million, %)



1. Sales KRW 1.09 trillion YoY sales growth 6%

2. YoY OPM 5%p Up

3. Continuing a profitability-driven strategy in a challenging market

3. Business Performance Summary

FY2024 Annual Sales Record KRW 1.09 trillion, 6% YoY Growth

Automotive Sales Grow, Accelerates Growth

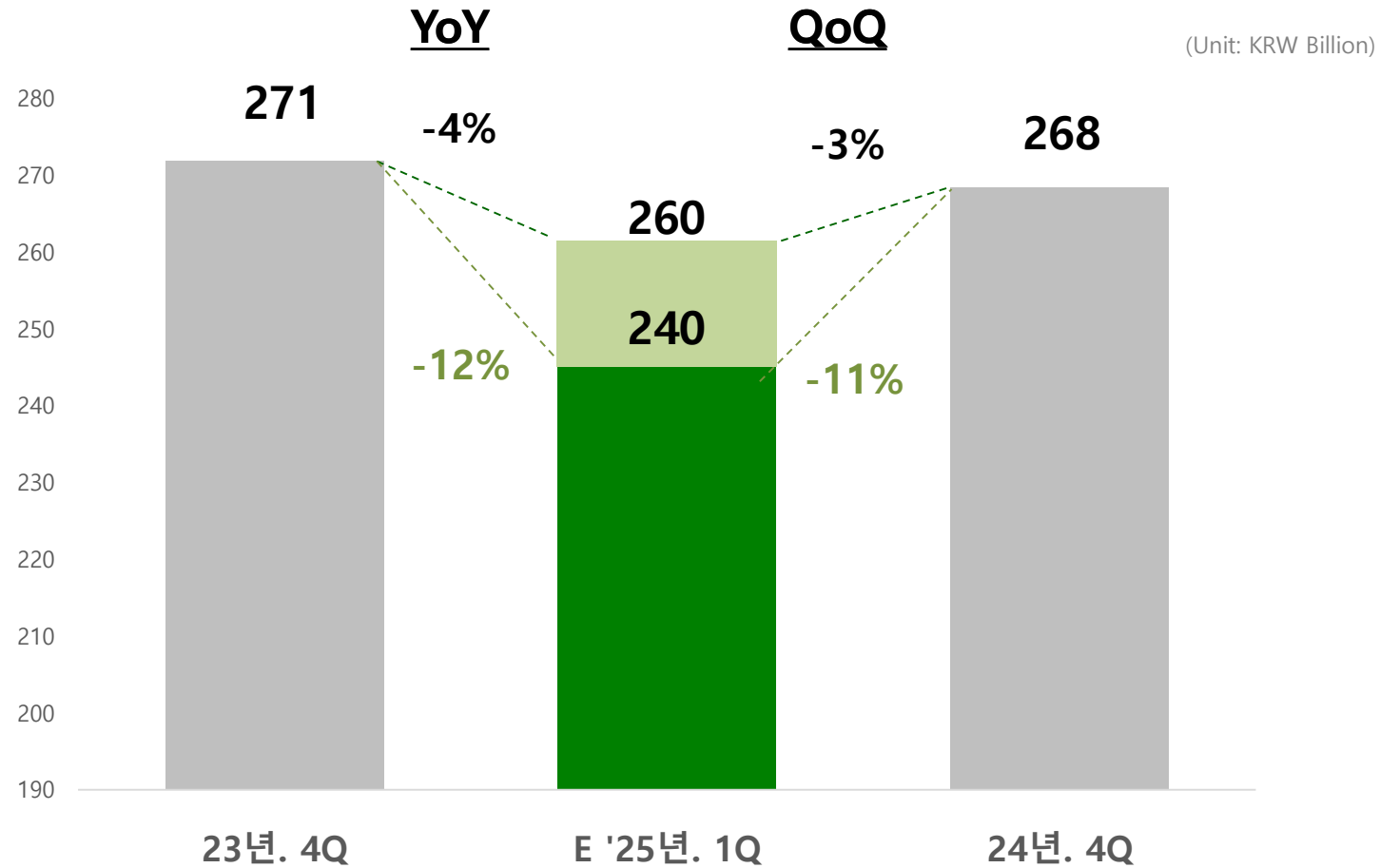
Concentrate R&D investment on future growth to maintain profitability

02

'Q1 2025 Outlook

1. '1Q 2025 Outlook

Q1 Revenue Outlook Guidance of KRW 240-260 Billion



03

Driving Growth

Paradigm shift in light by world 1st Technology

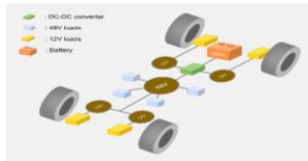
World 1st Technology

- Over 150 lm/w high efficacy
- Over 10,000 hrs long lifetime
- CRI(Color rendering index)above 80%
- Natural light with the sun spectrum
- Operation at up to 100
- No-wire robust structure
- No-package excellent heat dissipation
- No-lens LED
- Natural light with the sun spectrum
- RGB 1-chip solution

Paradigm shift : Basic mode of transportation → Clean, Care, and Communication

Expand the application of AM Paradigm shift-
leading solutions

Clean



Energy/Part Savings (Acrich) Violeds/ SunLike Lighting



Care



ADB



HUD

Communication



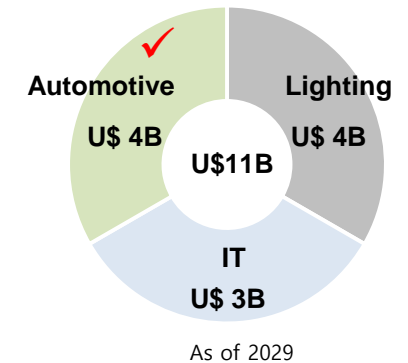
Expand Display Application



Communication

* "2025 CES Seoul Semiconductor
Exhibition Hall"

Top 10 Global Companies Every Year
WICOP DESIGN-WIN, Over 100 Models

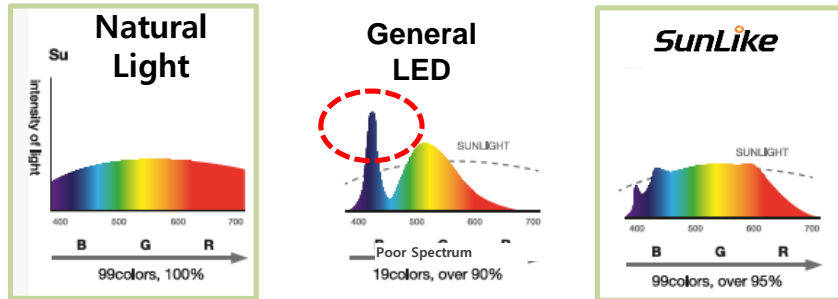


Paradigm shift : Cheap lighting → Better eye and better memory by natural light spectrum

SunLike

Pursuing Quality for 'Light' Following Water, Air

[Spectrum Comparison]



SunLike Solution that reproduces the natural light spectrum

[SunLike clinical trials]



Exclusive partner

SunLike Global exclusive partners

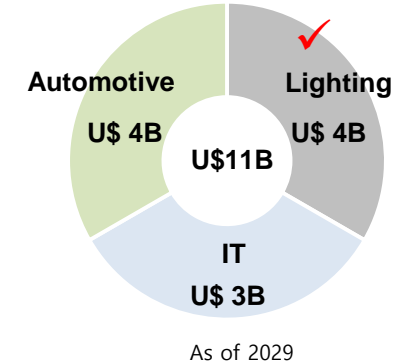
- **Korea: Launched in January 25**
- **SBS biz news broadcast (January 3, 25)**



"Lights that help children's eye health"

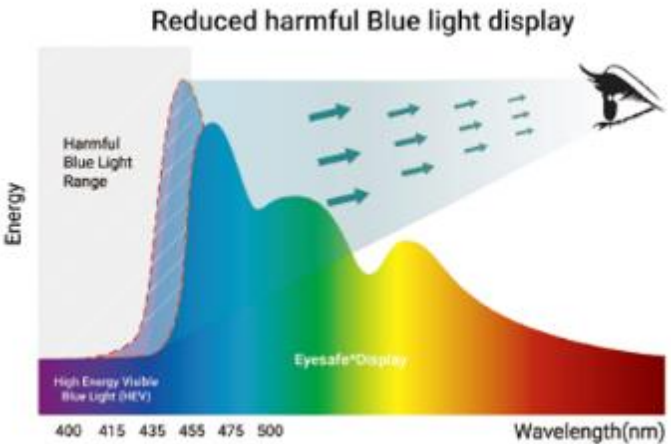
- **U.S., U.S., Japan, China: Partner in Discussion, Launching 25 Years**

[Applications]



Paradigm shift : Only brightness is important→ Better Eye, Better Sleep and Brighter display

Blue light reduction (LBL) technology

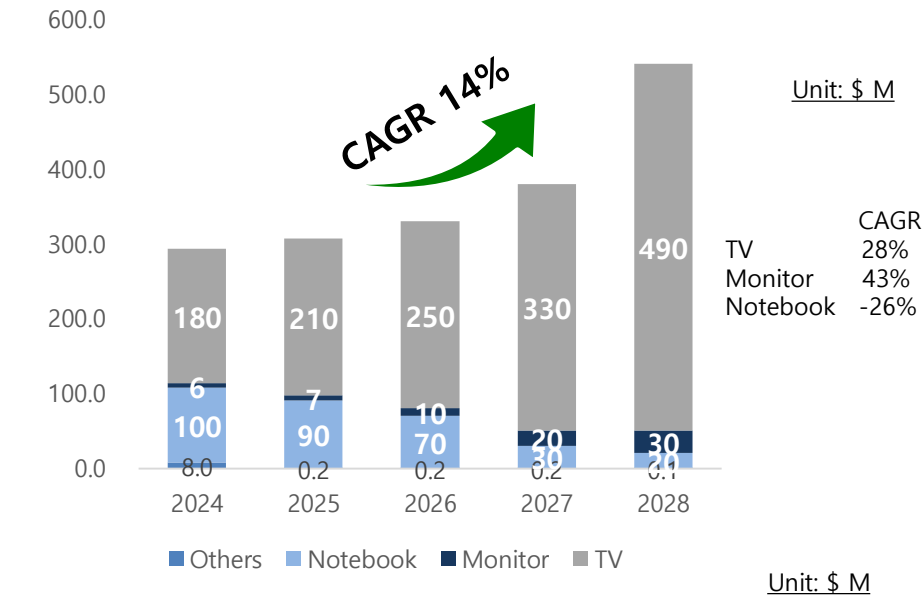


[Using standard Filter]



[Using Seoul Semiconductor LED]

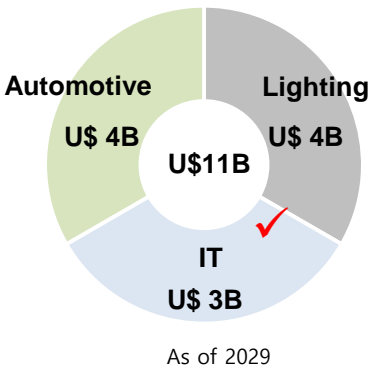
Mini LED Backlit Display Market



	2024	2025	2026	2027	2028
Mini LED	300	310	320	380	530

✓ Mini LED TV Continues to Grow Amid High-End and Large-Scale Flow

2024 Backlight
World No1






Source 2024 Self-analysis, TrendForce


CES2025 : Paradigm Shift in Light by World 1st Technology Seoul Semiconductor

CES2025

- ✓ Key message : 1. Paradigm shift in light by world 1st Technology
2. Birth is not Fair, but Opportunity must be Fair
- ✓ Summary: 1. All six division technologies of Seoul Semiconductor and Seoul Biosys were displayed.
2. Automotive Total Solution Demonstration for Automotive Demonstration
3. It is well received for using recycled paper booths to protect the environment



Automotive zone



LT zone



IT zone

Q&A

04

Appendix

1. Financial statements summary (~2024. 4Q)

Seoul Semiconductor co., Ltd

(Unit: KRW 100 Million)

(100 Million Won)	2021	'22.1Q	'22.2Q	'22.3Q	'22.4Q	2022	'23.1Q	'23.2Q	'23.3Q	'23.4Q	2023	'24.1Q	'24.2Q	'24.3Q	'24.4Q	2024
[Income Statement]																
Sales	13,010	2,876	2,936	2,837	2,446	11,094	2,245	2,552	2,820	2,706	10,324	2,416	2,868	3,008	2,684	10,932
COGS	10,350	2,445	2,369	2,392	1,969	9,176	1,843	2,059	2,332	2,274	8,508	1,960	2,229	2,313	2,129	8,596
COGS (%)	79.5%	85.0%	80.7%	84.3%	80.5%	82.7%	82.1%	80.7%	82.7%	84.0%	82.4%	81.1%	22.3%	76.9%	79.3%	78.6%
Gross Profit	2,661	431	567	444	477	1,919	403	493	487	433	1,815	456	638	695	555	2,337
Gross Profit (%)	20.5%	15.0%	19.3%	15.7%	19.5%	17.3%	17.9%	19.3%	17.3%	16.0%	17.6%	18.9%	22.3%	23.1%	20.7%	21.4%
SG&A	2,029	501	530	536	686	2,253	548	514	622	626	2,309	492	598	656	576	2,315
SG&A Ratio	15.6%	17.4%	18.0%	18.9%	28.1%	20.3%	24.4%	20.1%	22.1%	23.1%	22.4%	20.4%	20.9%	21.8%	21.4%	21.2%
Operating Profit	632	-70	37	-92	-209	-334	-145	-21	-135	-193	-494	-36	40	39	-21	22
Operating Profit (%)	4.9%	-2.4%	1.3%	-3.2%	-8.6%	-3.0%	-6.5%	-0.8%	-4.8%	-7.1%	-4.8%	-1.5%	1.4%	1.3%	-0.8%	0.2%
Pre-tax Profit	758	-41	124	81	-472	-308	-132	-24	-166	-380	-702	-34	62	-37	85	76
Net Profit	615	-16	90	-19	-597	-543	-117	-67	-208	-208	-745	-54	86	-81	145	95
[Balance Sheet]																
Total Assets	15,131	14,605	14,225	14,488	12,899	12,899	12,817	12,484	12,665	12,836	12,836	12,084	12,719	12,580	12,705	12,705
Current Assets	7,297	6,669	6,186	6,231	5,504	5,504	5,387	5,187	5,540	5,634	5,634	5,260	5,999	5,934	5,900	5,900
Cash and Equivalents	860	278	495	514	788	788	877	422	677	1,026	1,026	978	1,045	1,165	775	775
Inventory	2,098	1,937	2,047	1,615	1,392	1,392	1,324	1,389	1,296	1,204	1,204	1,174	1,343	1,377	1,605	1,605
Non-current Assets	7,834	7,936	8,039	8,257	7,394	7,394	7,430	7,298	7,125	7,202	7,202	6,824	6,719	6,646	6,805	6,805
Total Liabilities	6,610	6,348	5,730	5,881	5,143	5,143	5,167	4,974	5,358	5,585	5,585	5,300	6,160	5,803	5,555	5,555
Current Liabilities	4,588	4,293	3,542	3,478	3,051	3,051	3,125	3,030	3,507	3,793	3,793	3,989	4,915	4,612	4,450	4,450
Non-Current Liabilities	2,021	2,055	2,189	2,404	2,092	2,092	2,042	1,944	1,851	1,793	1,793	1,312	1,244	1,191	1,105	1,105
Total Equity	8,521	8,256	8,495	8,607	7,756	7,756	7,651	7,511	7,307	6,879	6,879	6,784	6,559	6,777	7,150	7,150

유의 사항

본 자료에 포함된 실적은 K-IFRS 연결 기준입니다.

또한 본 자료는 미래에 대한 “예측정보”를 포함하고 있습니다. 이는 과거가 아닌 미래의 사건과 관계된 것으로 회사의 향후 예상되는 경영현황 및 재무실적을 의미하고 표현상으로 ‘예상’, ‘전망’, ‘계획’, ‘기대’ 등과 같은 단어를 포함합니다.

“예측정보”는 그 성격상 불확실한 사건들을 언급하는데, 회사의 향후 경영현황 및 재무실적에 긍정적 또는 부정적으로 영향을 미칠 수 있는 불확실성에는 다음과 같은 것들이 포함됩니다.

- 환율, 이자율 등의 변동을 포함한 국내외 금융시장의 동향
- 사업의 처분, 매수 등을 포함한 회사의 전략적인 의사결정
- 회사가 영위하는 주요 사업 분야의 예상치 못한 급격한 여건 변화
- 기타 경영현황 및 재무실적에 영향을 미칠 수 있는 국내외적 변화

이러한 불확실성으로 인해 회사의 실제 미래실적은 “예측정보”에 명시적 또는 묵시적으로 포함된 내용과 중대한 차이가 있을 수 있음을 양지하시기 바랍니다.

THANK YOU

www.seoulsemicon.com

Seoul Semiconductor IR Team
Contact : irteam@seoulsemicon.com